

CONTRA COSTA FAMILY JUSTICE ALLIANCE 2015 Report



2015 Data

Numbers reflect January 1, 2015 - December 31, 2015. Clients are entered into three program groups depending on the services they receive. The Central Center was opened on March 19, 2015. The West Center relocated to a permanent home on June 4, 2015.

Type of Violence	West	Central
Domestic Violence	80%	80%
Sexual Assault	9%	5%
Child Abuse	5%	3%
Elder Abuse	3%	6%
Stalking	4%	3%

2014 (West)

233 clients

3 onsite partners

9 community partners

2015 Central

575 clients

14 onsite partners

16 community partners

2015 West

552 clients

14 onsite partners

19 community partners

Between **2011 and 2013**, the Family Justice Center assisted **302** clients.

Top 5 Client Needs

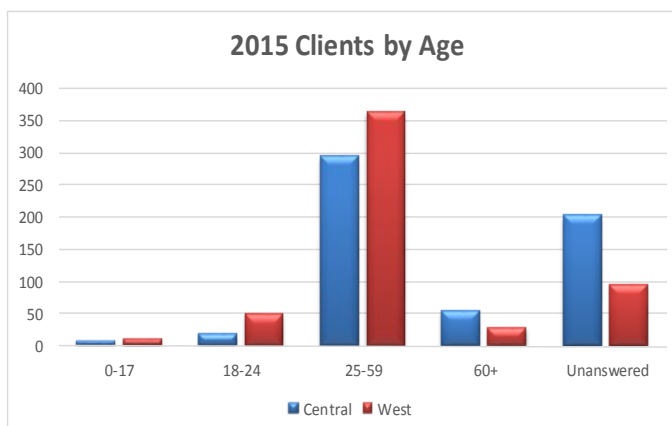
1	Advocacy ("Comprehensive Services")	22%
2	Family Law/Court Assistance	19%
3	Restraining Order	9%
4	Emergency Shelter/Housing	8%
5	Mental Health/Counseling	8%

Top 5 Connections

Partner Agency	Referrals
STAND! for Families Free of Violence	24%
Bay Area Legal Aid	19%
Restraining Order Clinic	7%
Shelter, Inc	4%
Catholic Charities of the East Bay	3%

Race	%
Hispanic	46%
Black/African American	19%
White	17%
Asian	14%
Other	5%
American Indian/Alaskan Native	3%
Native Hawaiian/Pacific Islander	1%

2015 Clients by Age









CONTRA COSTA FAMILY JUSTICE ALLIANCE

Our Clients

- 97%** are worried about safety
- 85%** have children
- 83%** have prior history with DV, CFS, APS, RO, custody, or law enforcement
- 78%** earn less than \$2,000 per month
- 54%** are unemployed.
- 37%** speak Spanish as a primary language
- 31%** receive public benefits.
- 23%** have no medical insurance
- 23%** are referred by law enforcement
- 21%** are referred by friends or family
- 20%** are disabled
- 20%** live with a substance abuser
- 14%** lack immigration status
- 9%** have no place to stay tonight

In-House Programs

	<u>Classes</u>	<u>Participants</u>
	15	330
<i>Empowered Breath Yoga & Healing Yoga</i>	16	57
	24	45
	3	21
Peace  Camp	6	18
	6	7
	6	7
LAWYERS for FAMILY JUSTICE		New in 2016!

Events

124 (CENTRAL)
92 (WEST)

Event Attendees

1,592 (CENTRAL)
620 (WEST)

Outreaches

98

Outreach Attendees

5126

30% of Advice Calls mature into Navigation relationships.

